

ACCUREF K-900/R-800

Auto Ref-Keratometer / Refractometer



About Us

Rex + Max = Rexxam

Rexxam, which means 'the king of the kings', is a respected and reliable brand.

Rexxam is a Japanese company with a celebrated 60 year history. With over 3,000 employees worldwide, Rexxam manufacture a wide range of products for various industries; from factory automation, automobiles and air conditioning systems, to beer and ski boots.

Since 1986, Rexxam has manufactured various high quality products for leading brands in the eye care industry, including SHIN-NIPPON. Rexxam had developed and manufactured products for SHIN-NIPPON since 1993 and in 2014 the company took over the SHIN-NIPPON brand.

We will be bringing high quality ophthalmic equipment to a global market. By combining precision engineering with industry leading innovation and experience in mass production, Rexxam produce unique products to support eye care specialists across the world.

Quality in vision care, we are Rexxam.



1960
Foundation of Rexxam

1986
Rexxam started the development and manufacturing of ophthalmic devices as an OEM supplier

1993
Rexxam became the main OEM partner for SHIN-NIPPON
SHIN-NIPPON

2014
Rexxam acquired the SHIN-NIPPON brand
SHIN-NIPPON by **Rexxam**

2018
The manufacturer brand Rexxam was inaugurated
Rexxam

Rexxam
Quality in vision care

Proudly  Made in Japan



Classic - Compact - Ergonomic Design

Rexxam's Auto Ref-Keratometer K-900 & Auto Refractometer R-800 offer accurate and reliable objective measurement results. This classic, compact, ergonomic design ensures easy and comfortable operation to eye-care professionals in their daily practices.

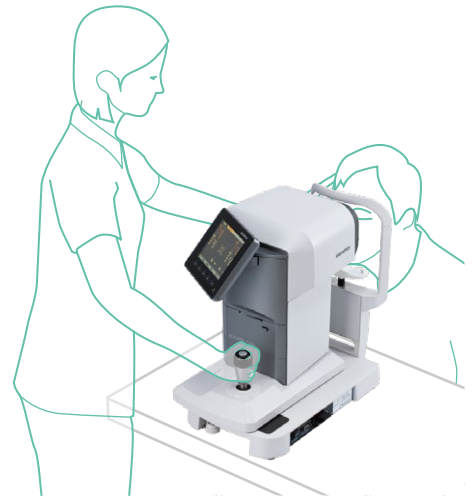
- Small footprint
- WTW measurement
- (Scotopic) Pupil measurement
- IOL mode
- Minimum pupil size $\Phi 2.0$ mm
- Connectivity with Digital Refractor DR-900
- Wide measurement range

Practical and comfortable to use



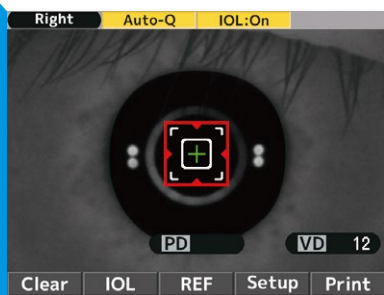
Monitor - Flexible Vertical-Horizontal Tilt Angle

Monitor 30° left-horizontal tilt allows the user to measure whilst supporting the patient. The 40° vertical tilt enables the user to operate comfortably at standing or sitting positions.

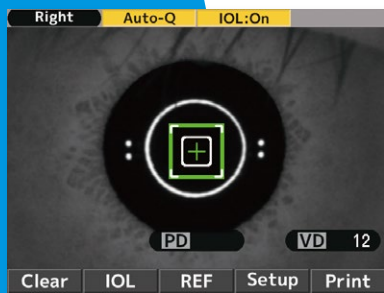


IOL Mode (Colour focus indicator)

Intraocular Lens (IOL) mode allows the possibility to measure eye with implanted Intraocular lens. The Red/Green focus indicator makes alignment easy, especially where irregular reflection occurs with some implanted IOL's.



Color changes to green when focus is achieved



WTW measurement

WTW (White-to-White) corneal diameter measurement is an important factor for various ophthalmic applications such as contact lens fitting, etc.



Pupil diameter measurement

ACCUREF K-900 / R-800 have pupil size measurement functions. Pupil diameter is taken automatically during objective measurement and Scotopic Pupil Size (SPS) measurement can be taken without objective measurement.



Lateral headrest

The inward-curve design of the examination window section prevents strong light from directing to patient's eyes and minimises distraction. The headrest/chinrest sections keep the patient in comfortable position during measurement.



Capacitive touch sensor buttons

The capacitive touch sensor buttons work responsively whilst keeping the main screen clear from fingerprints, etc.



Intuitive joystick operation

The Joystick is solid and ergonomically built to ensure maximum comfort and intuitive fast operation.



Comprehensive print out

- Selective Printout in 3 different formats:
- Up to 10x REF data + KRT data
- Up to 10x REF data + KRT data (average)
- Only average REF data + KRT data

Breath shield

A dedicated breath-shield is available as an option in case of social distancing requirements. (Optional)



When all setting items are enabled

, ABCDEFGH I JKLMNOPQRSTU VWX , abcdefgh i jklmnopqrstu vwx		Message Area
No. 00001		
NAME 2011 11 22 14:30		Date & Time
VD=12		
IOL Mark	<R> SPH CYL AX PPS	Photopic Pupil Diameter
	1 - 3.87 -0.75 172 5.4	Ref Value
Reliability Warning Indicator	1 - 3.87 -0.75 170 5.3	
	1 - 3.87 -0.62 174 5.4	
Scotopic Pupil Diameter	SPS 7.3	Ref Representative Value
<R> mm D AX		Kerato Value
R1	8.43 40.00 9	
R2	8.21 41.12 99	
AVE	8.32 40.62 9	
CYL	-1.12 9	
R1	8.43 40.00 10	
R2	8.22 41.12 100	
AVE	8.32 40.50 10	
CYL	-1.12 10	
R1	8.30 40.62 2	
R2	8.16 41.37 92	Kerato Representative Value
AVE	8.23 41.00 92	
CYL	-0.75 2	
REST	-0.21 131	
Residual Astigmatism	<L> SPH CYL AX PPS	Left Eye
	- 3.75 -1.12 13 6.6	
	- 3.75 -1.12 15 6.6	
	- 3.75 -1.12 14 6.6	
	- 3.75 -1.12 14 6.6	
Near PD	PD = 65 NPD = 62 (50)	
Far PD		
Rexxam ACCUREF K-900		
Interpupillary Measurement Function		

			K-900	R-800
Refractive Measurement Range (Ref Measurement)	Sphere (S)	Measurement Range	-30D ~ +22D (VD=12) -22D ~ +30D (VD=0)	
		Step	0.12D, 0.25D (Switching)	
	Cylinder (C)	Measurement Range	0D ~ ±10D (VD=0)	
		Step	0.12D, 0.25D (Switching)	
		Symbol	-, +, ± (Switching)	
	Axis (A)	Measurement Range	0° ~ 180°	
		Step	1°, 5°	
Vertex Distance		0, 10, 12, 13.5, 15 mm		
Minimum Pupil Diameter Measurable		Φ2.0 mm		
Corneal Curvature Radius Measurement	Corneal Curvature Radius	Measurement Range	5.0 mm~ 10.0 mm	-
		Step	0.01 mm	-
	Corneal Refractivity	Measurement Range	33.75D ~ 67.5D (where corneal refractive index n = 1.3375)	-
		Step	0.12D, 0.25D (Switching)	-
	Degree Of Corneal Astigmatism	Measurement Range	0D ~ ±10D	-
		Step	0.12D, 0.25D (Switching)	-
		Symbol	mm, -D, +D (Switching)	-
	Axis Angle	Measurement Range	0° ~ 180°	-
Step		1°, 5°	-	
PD Measurement	Measurement Range	85mm (Near PD Output)		
	Step	1mm		
Pupil Diameter Measurement	Measurement Range	Φ2.0 mm ~ Φ8.5 mm		
	Step	0.1mm		
Measurement Time	Refractive Measurement Range	approx. 0.07 sec.		
	Corneal Curvature Radius Measurement	approx. 0.07 sec.	-	
Fog Contrl	Fogging for Each Measurement (Auto) Fogging is Provided at the First Measurement Followed by Continuous Measurement (Auto-Quick)			
Monitor	5.7 inch color LCD monitor			
Printer	Thermal line printer			
Power	Power Voltage	AC 100 ~ 240 V, 50/60Hz		
	Power Consumption	60VA		
	Power Saving Function	OFF, 3, 5, 10 min. (selectable)		
Data Output	R2-232C interface			
Size	Weight	approx. 13kg		
	Dimensions	240mm(W) × 422mm(D) × 430mm(H)		
Movement Range of The Measurement Unit	Forward - Backward : ±22mm Right - Left : ±43mm Up - Down : ±17mm			
Movement Range of The Chin Rest	Up - Down : ±30mm			
Movement Range of LCD	Swivel : left 30° Vertical Tilt : up 40°			

Standard Accessories

- Model Eye
- Printer Roll Paper
- Chin Rest Paper
- Chin Rest Paper Pin
- Spare Fuse
- Dust Cover

Design and specifications are subject to change without notice.

Manufacturer

Rexxam
Quality in vision care

Rexxam Co.,Ltd.
Kagawa factory

958 Ikeuchi, Konan-cho,
Takamatsu-shi, Kagawa-ken,
761-1494 Japan

Contact

Rexxam Co.,Ltd.
Eye-care Instruments Sales Dept. Tokyo Office

2-4-2 Kandatsukasa-machi, Chiyoda-ku, Tokyo,
101-0048 Japan
TEL:+81-3-6262-9471 FAX:+81-3-6262-9472
E-mail:eye@rexexam.co.jp
Website:https://www.rexexam.co.jp

Proudly  Made in Japan

Distributed by

Rexxam



LinkedIn

